



















Undergraduate Degrees by College and Major

College of Business							
	2007	2008	2009	2010	2011	% Change 2007-2011	Chart
Accounting and Finance	18	14	9	16	19	5.6%	
Accounting	17	14	8	16	19	11.8%	
Finance & Banking	1	0	1	0	0	-100.0%	
Airway Science	7	8	1	10	6	-14.3%	
Airway Science	2	2	1	10	4	100.0%	
Airway Science Management	2	3	0	0	0	-100.0%	
Airway Science Systems	3	3	0	0	0	-100.0%	
Aviation	0	0	0	0	2		
Management	61	64	80	61	58	-4.9%	
Business Administration	1	1	1	0	0	-100.0%	
General Management	0	0	1	0	0		
Hospitality & Tourism Mgmt	7	5	7	6	3	-57.1%	
Hospitality Management	2	0	0	0	0	-100.0%	
Information Systems	1	0	0	0	0	-100.0%	
Management	50	58	71	55	55	10.0%	
Sport Management	21	36	30	34	26	23.8%	
Sport Management	19	19	6	0	4	-78.9%	
Sport Sciences	2	17	24	34	22	1000.0%	
Grand Total	107	122	120	121	109	1.9%	